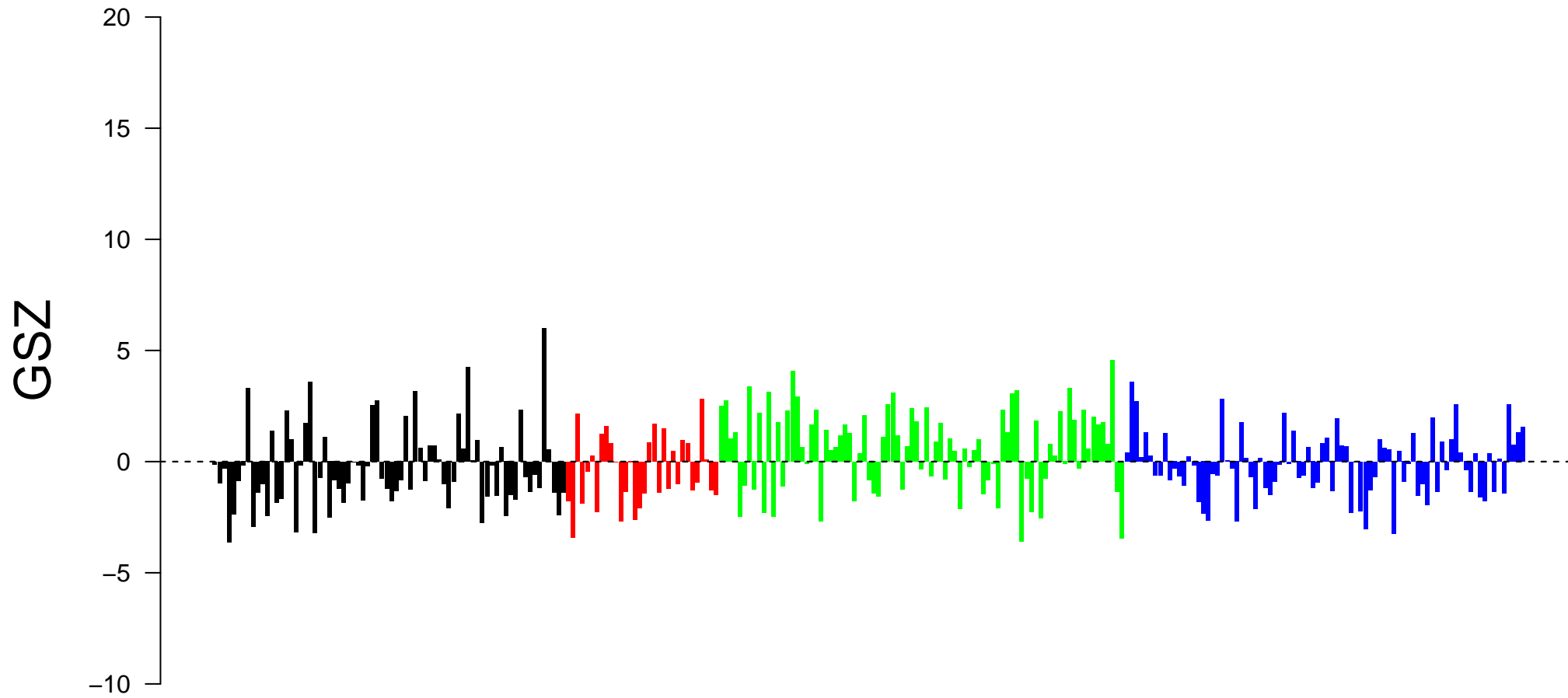
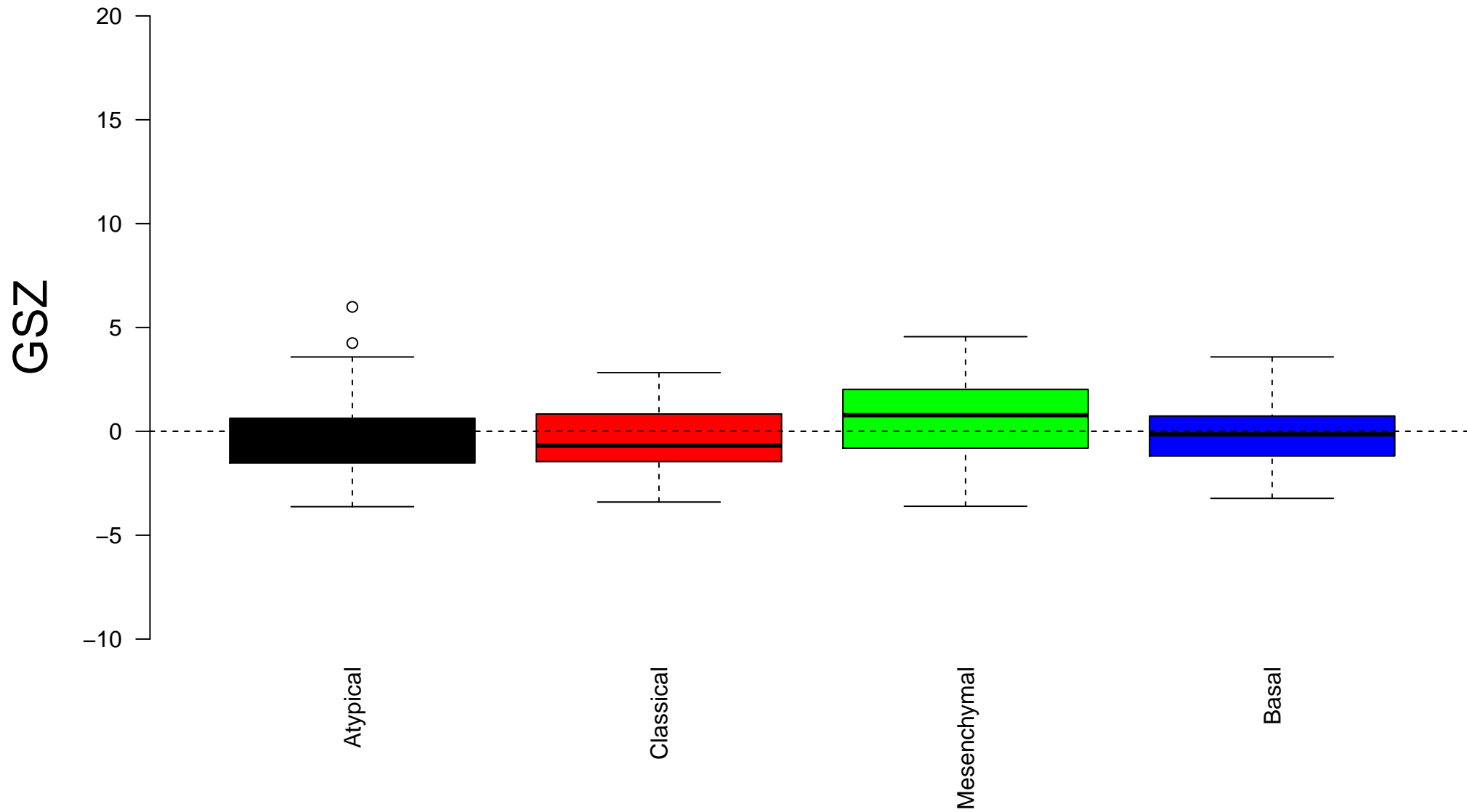



# SCHLESINGER\_METHYLATED\_IN\_COLON\_CANCER



# SCHLESINGER\_METHYLATED\_IN\_COLON\_CANCER



Enrichment in spots: SCHLESINGER\_METHYLATED\_IN\_COLON\_CANCER




# Expression of SCHLESINGER\_METHYLATED\_IN\_COLON\_CANCER in Spot A

$\Delta e$


3  
2  
1  
0  
-1




# Expression of SCHLESINGER\_METHYLATED\_IN\_COLON\_CANCER in Spot B




# Expression of SCHLESINGER\_METHYLATED\_IN\_COLON\_CANCER in Spot C



# Expression of SCHLESINGER\_METHYLATED\_IN\_COLON\_CANCER in Spot D




# Expression of SCHLESINGER\_METHYLATED\_IN\_COLON\_CANCER in Spot E







# Expression of SCHLESINGER\_METHYLATED\_IN\_COLON\_CANCER in Spot F




# Expression of SCHLESINGER\_METHYLATED\_IN\_COLON\_CANCER in Spot G




# Expression of SCHLESINGER\_METHYLATED\_IN\_COLON\_CANCER in Spot H




# Expression of SCHLESINGER\_METHYLATED\_IN\_COLON\_CANCER in Spot I



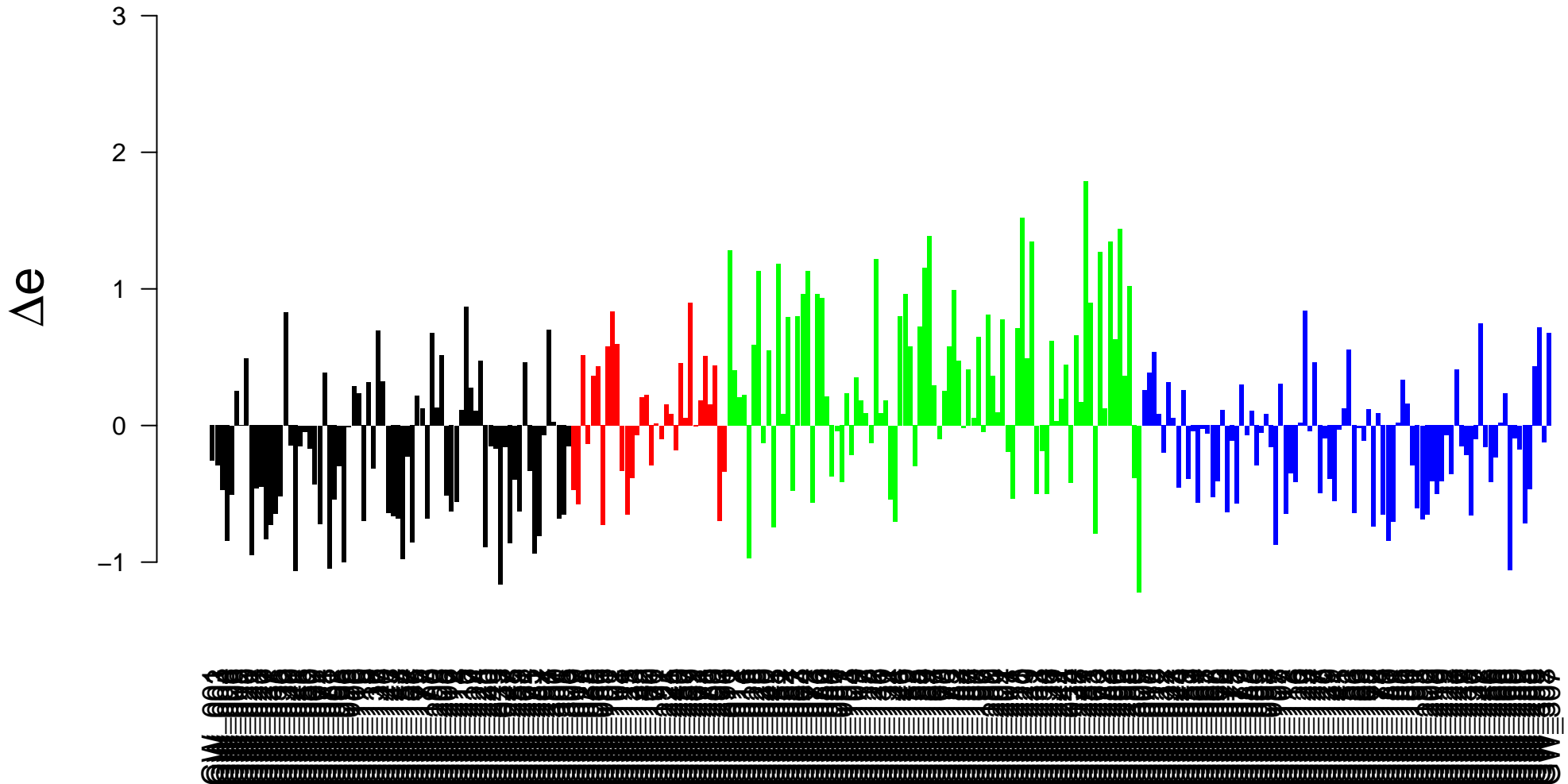
# Expression of SCHLESINGER\_METHYLATED\_IN\_COLON\_CANCER in Spot J




# Expression of SCHLESINGER\_METHYLATED\_IN\_COLON\_CANCER in Spot K



# Expression of SCHLESINGER\_METHYLATED\_IN\_COLON\_CANCER in Spot L




# Expression of SCHLESINGER\_METHYLATED\_IN\_COLON\_CANCER in Spot M







# Expression of SCHLESINGER\_METHYLATED\_IN\_COLON\_CANCER in Spot N




# Expression of SCHLESINGER\_METHYLATED\_IN\_COLON\_CANCER in Spot O



# Expression of SCHLESINGER\_METHYLATED\_IN\_COLON\_CANCER in Spot P



# Expression of SCHLESINGER\_METHYLATED\_IN\_COLON\_CANCER in Spot Q



# Expression of SCHLESINGER\_METHYLATED\_IN\_COLON\_CANCER in Spot R

